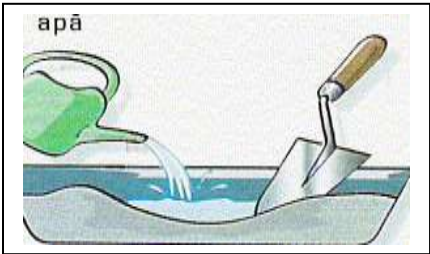
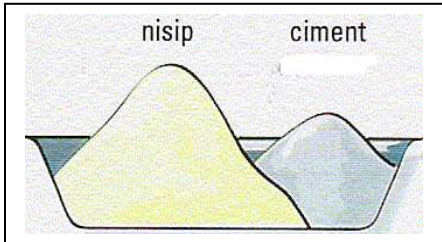
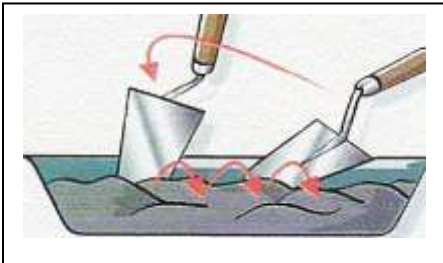
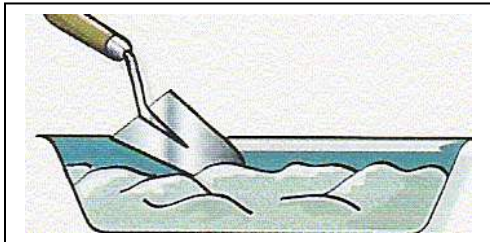


FIȘĂ DE LUCRU
PREPARAREA MORTARULUI
 Cls.a IX-a ÎP
 prof. Stoia M

Completați în tabelul de mai jos, în ordinea corespunzătoare, etapele preparării manuale a mortarului de ciment :

| | |
|---|--|
| <p>1.</p>  | <p>2.</p>  |
| <p>3.</p>  | <p>4.</p>  |

| Etapile preparării mortarului de ciment | Numărul figurii corespondente |
|---|-------------------------------|
| | |
| | |
| | |
| | |

